

# The DAXinator

## Feb 9, 2020

---

FEBRUARY 10

---

- Paper trading report

Authored by: [HollyTrades.com](https://www.hollytrades.com)



# The DAXinator – Paper Trading Report

Parameters – Trading GERMAN30

PARAMETERS	
Trade size	100% (Static) ⓘ
Leverage	1:20 ⓘ
Trading frequency	4h ⓘ
Stop loss	1 000 Pips (Bar Trailing) ⓘ
Take profit	1 000 Pips ⓘ
Date started	30.12.19 00:02

General link to published strategies: <https://app.proquant.com/u/knoeioei>

# The DAXinator – Report Details

*Papertrading Report Details (30 Dec 2019 – 7 Feb 2020)*

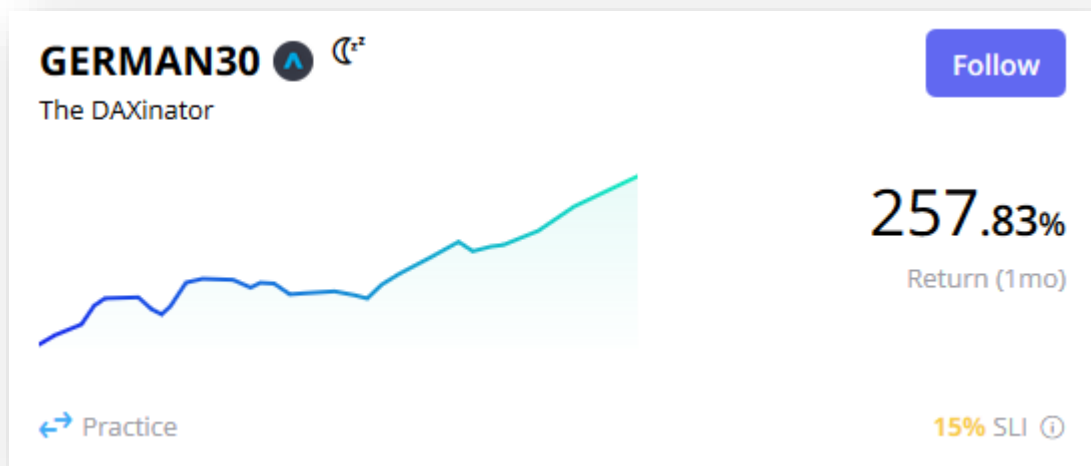
REPORT	
Positions	82 >
Return	257.83% ⓘ
Max drawdown	22.42% ⓘ
Return to drawdown	11.50 ⓘ
Win/loss ratio	0.52 ⓘ
Sharpe ratio	0.34 ⓘ
Profit factor	2.37 ⓘ
Max consecutive losses	7 ⓘ
Avg. HPR percent	1.69% ⓘ
System quality number	3.07 ⓘ

General link to published strategies: <https://app.proquant.com/u/knoeioei>

---

# The DAXinator – Equity Chart

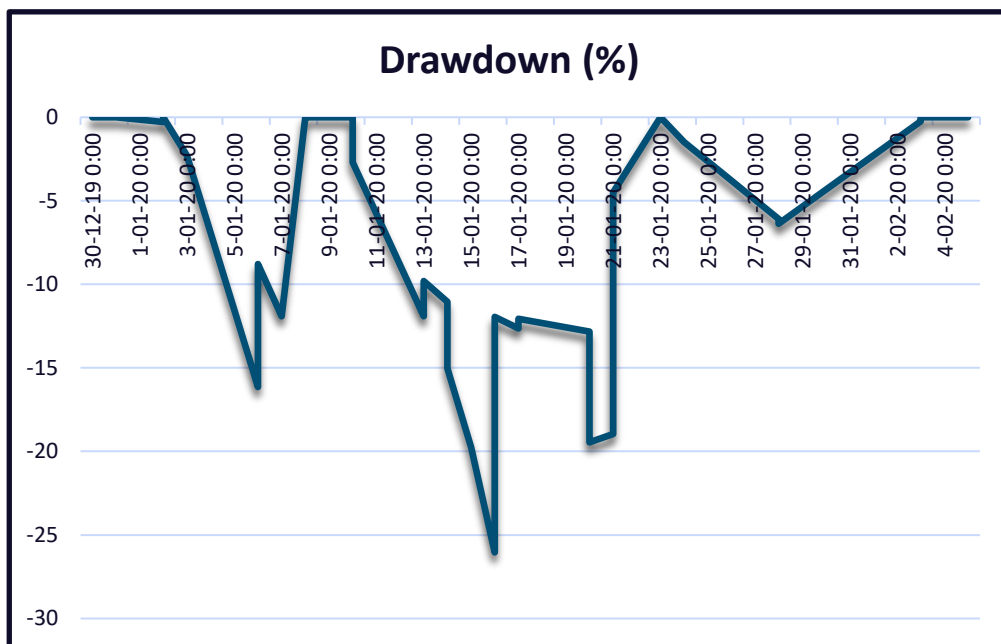
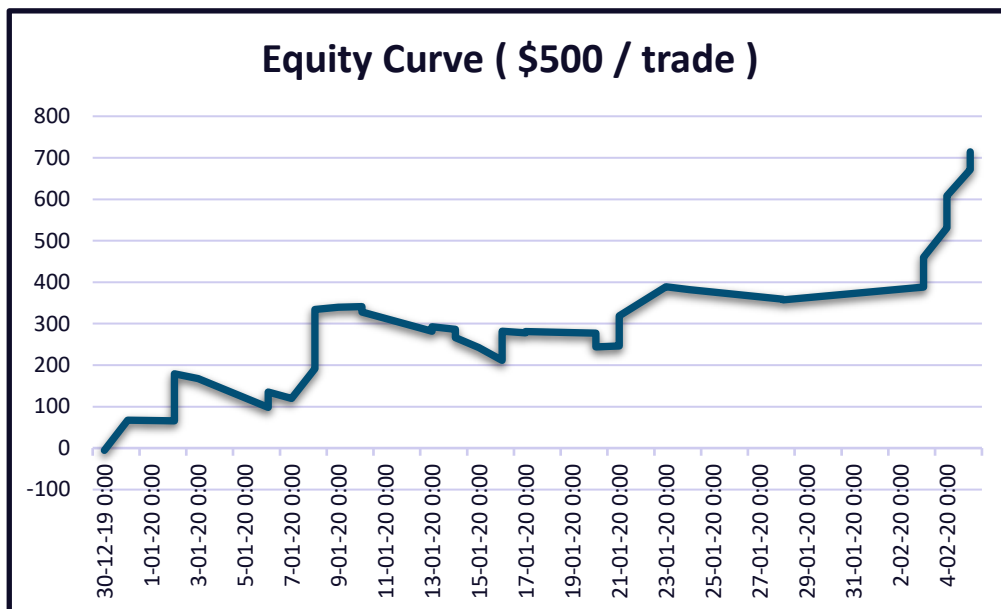
*Papertrading period 30 Dec 2019 – 7 Feb 2020*



General link to published strategies: <https://app.proquant.com/u/knoeioei>

# The DAXinator – Equity Chart

*LONG positions only – Paper trading 30 Dec 2019 – 7 Feb 2020*



General link to published strategies: <https://app.proquant.com/u/knoeioei>

---

# The DAXinator – Excel Analysis

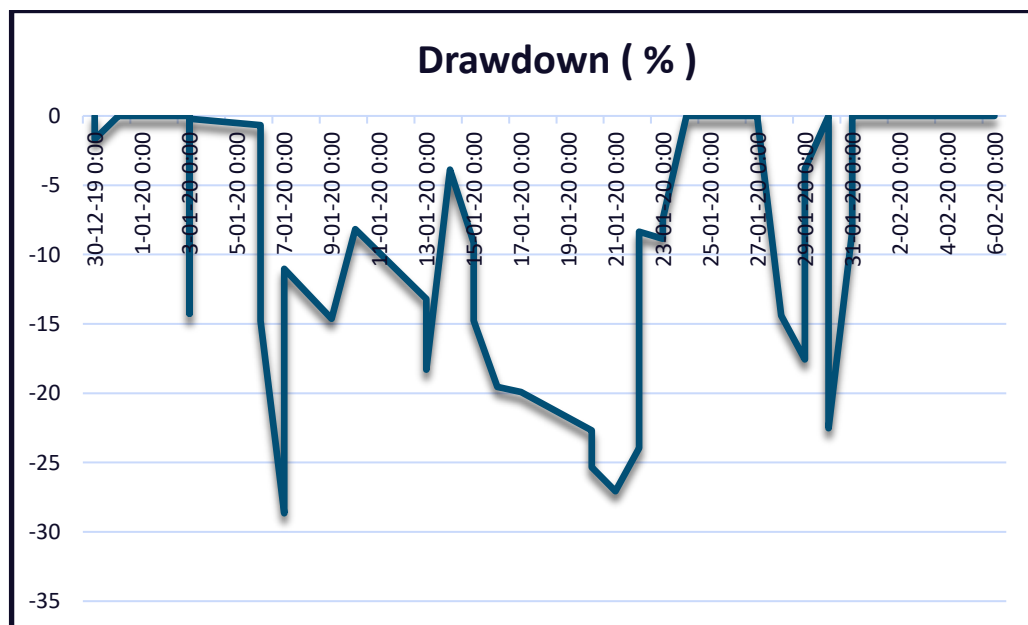
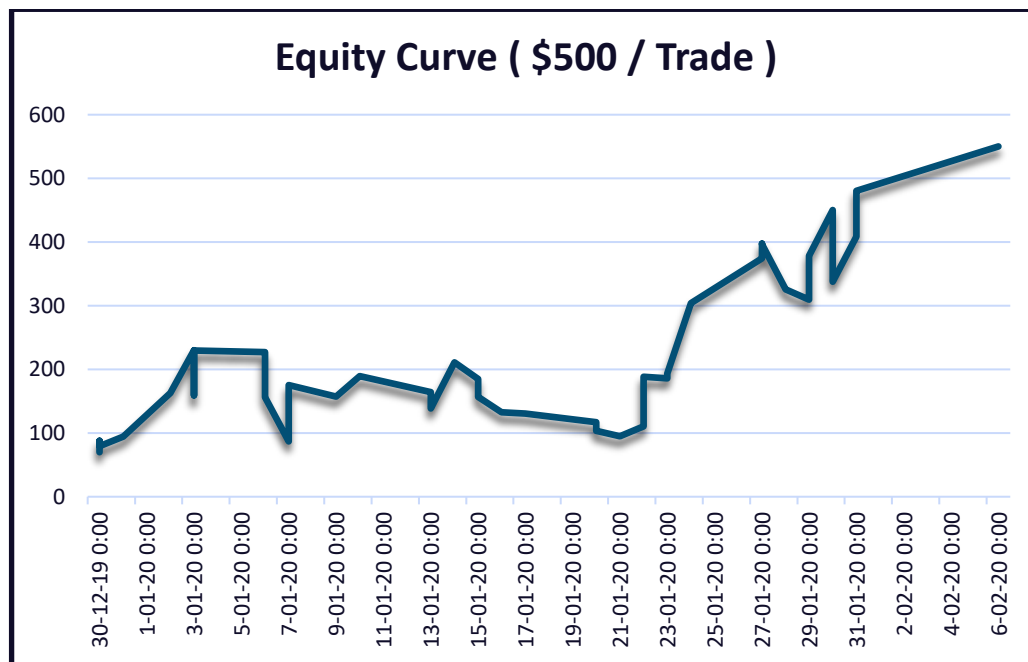
*LONG positions only – Size per trade: \$500*

Total trades:	39
Winning Trades:	22
<b>Win%</b>	<b>56,41</b>
Total win	1030,40
Total lose	-316,12
<b>Profit Factor</b>	<b>3,26</b>
Gross Profit	714,28
Gross profit / trade	18,31
Net profit / trade	18,31
Commissions	0,00
Slippage Costs	0,00
<b>Net Profit</b>	<b>714,28</b>

General link to published strategies: <https://app.proquant.com/u/knoeioei>

# The DAXinator – Equity Chart

SHORT positions only – Paper trading 30 Dec 2019 – 7 Feb 2020



General link to published strategies: <https://app.proquant.com/u/knoeioei>

---

# The DAXinator – Excel Analysis

*SHORT positions only – Size per trade: \$500*

Total trades:	43
Winning Trades:	21
<b>Win%</b>	<b>48,84</b>
Total win	1159,97
Total lose	-609,84
<b>Profit Factor</b>	<b>1,90</b>
Gross Profit	550,13
Gross profit / trade	12,79
Net profit / trade	12,79
Commissions	0,00
Slippage Costs	0,00
<b>Net Profit</b>	<b>550,13</b>

General link to published strategies: <https://app.proquant.com/u/knoeioei>